



2025

QUICK PRODUCT GUIDE

Industrial Lighting, Street Lighting
and Explosion Proof Lighting



Industrial Lighting



Armored LED Floodlight

Guacécia Line
CLG-J(F) · CLG-J(F)IP69K

IP67 IP69K

30W to 400W




Modular LED Floodlight

Indaiá Line · CLF-MP(F)

IP67 170 lm/w

50W to 400W



Modular LED High Mast Floodlight

Itaguá Line · CLF-HP(F)

IP67

500W to 1200W



Modular LED Floodlight for Arenas and Stadiums

Itaguá Line · CLF-AP(F)

IP67 IRC 80

500W to 1200W



Armored LED Floodlight

Maraú Line · CLR-I(F)

IP67 150 lm/w

50W to 400W




LED Floodlight

Guaraú Line · CLH-LF(D)

IP66

30W to 200W



Armored LED High Mast Floodlight

Guaiúba Line
CLG-HG(D) · CLG-HP(F)

IP67

486W to 1470W



Armored LED Floodlight For Environments with High Temperatures

Guacécia Line · CLG-HT

IP67

50W to 200W



Armored LED Floodlight With Anti-Vibration Suspension

Guacécia Line · CLG-SPR(F)

IP67

30W to 400W



Amber Armored LED Floodlight

Guacécia Line · CLG-JF(AB)

IP67

30W to 400W



Industrial Armored LED Luminaire

Timbó Line · CLT(D)

IP67

20W to 192W



Industrial LED Luminaires Tortoise-Type

Tijucopava Line · CLT-T

IP66

19W and 43W



Industrial LED Luminaire with Polycarbonate Diffuser

Itagaré Line · CLT-P(D)

IP66

15W to 41W



LED Tri-Proof Industrial

Boracéia Line · CLB-H(G)

IP66

20W to 60W



Hermetic Industrial Plastic LED Luminaire

Boracéia Line · CLB-H(D)

IP66

20W to 50W



Linear LED Luminaire

Icapara Line · CLL-H(P)

IP42

24W to 120W



SPECIAL APPLICATIONS

LED Tri-Proof Industrial

Boracéia Line
CLB-H(P)IP69K

IP69K

20W a 103W



LED High Bay Industrial

Picinguaba Line · CLI-H(F)

IP66

104W to 193W

Industrial Lighting



Modular LED High Bay

Indaiá Line · CLF-HB(P)

IP67

50W to 300W



Industrial Portable LED Luminaire

Tapirema Line · CLM

IP66/IP67

18W



Emergency - Autonomous



Armored LED Floodlight with Emergency Module

Guaecá Line · CLG-E(F)

IP67

30W to 180W



LED High Bay Industrial with Emergency Module

Picinguaba Line · CLI-E(F)

IP66

Lithium Battery

104W to 193W



LED Portable Floodlight

Guaraú Line · CLH-PA

50W and 100W

Battery



Industrial LED Luminaire with Emergency Module

Timbó Line · CLT-E

IP66

29W to 192W



NEW!

LED Tri-Proof Industrial Luminaire with Emergency Module

Boracéia Line · CLB-E(C)

IP66

20W a 60W



Autonomous LED Emergency Luminaire

Juruvaúva Line · CLK

IP66

18W



LED Bright Source Emergency

Juruvaúva Line · CLK-BADF

IP66

3W



LED Bright Source Emergency

Juruvaúva Line · CLK-BA60BC

IP66

8W



LED Bright Source Emergency

Juruvaúva Line · CLK-BA45

IP66

8W



LED Bright Source Emergency

Juruvaúva Line · CLK-BA60

IP66

8W



Centralized LED Emergency Luminaire for Low Temperatures

Juruvaúva Line · CLK (CE)

IP66

10W to 30W



Explosion Proof - Ex - Zone 1 and 2



Explosion Proof LED Floodlight
Siriúba Line · CLZ-EX

Zone 1 and 2 or 21 and 22

IP66

30W to 400W



NEW!



LED Luminaire for Explosive Atmospheres (External Housing)
Enseada Line · CLYX(P)

Zone 1 and 2 or 21 and 22

IP66

20W to 90W





Explosion Proof LED Luminaire
Sapê Line · CLYX(D)
Emergency Version CLYX-E

Zone 1 and 2 or 21 and 22

IP66

20W to 185W





Tortoise Type LED Luminaire Explosion Proof
Sapê Line · CLYX-T(D)

Zone 1 and 2 or 21 and 22

IP66

20W to 43W





Explosion Proof Linear LED Luminaire
Pacuiba Line · CLB-EX1(H)

Zone 1 and 2 or 21 and 22

IP66

35W and 65W







Linear LED Luminaire Explosion Proof with Emergency Module
Pacuiba Line · CLB-EX1(E)

Zone 1 and 2 or 21 and 22

IP66

35W and 65W






Explosion Proof Autonomous LED Beacon Luminaire
Pacuiba Line · CLB-EX1(B)

Zone 1

IP66

10W





Explosion Proof Autonomous LED Emergency Luminaire
Juréia Line · CLK-EX

Zone 1 and 2 or 21 and 22

IP66

18W





Explosion Proof Industrial Portable LED Luminaire
Itacuruçá Line · CLX
Itacuruçá Line · CLX-AUT

Zone 0, 1 and 2 or 21 and 22

IP66

5W 18W



Explosion Proof - Ex - Zone 2



Explosion Proof LED Floodlight
Itararé Line · CLG-EX(D)

Zone 2 or 21 and 22

IP67

30W to 400W



NEW!



LED Luminaire for Explosive Atmospheres (External Housing)
Maranduba Line · CLY(P)

Zone 2 or 21 and 22

IP66

20W to 90W





LED Luminaire for Explosive Atmospheres
Sapê Line · CLY(D)

Zone 2 or 21 and 22

IP66

23W to 185W





Tortoise Type LED Luminaire Explosion Proof
Perequê Line · CLY-T(D)

Zone 2 or 21 and 22

IP66

23W to 43W






Explosion Proof LED Luminaire with Emergency Module
Perequê Line · CLY-E

Zone 2 or 21 and 22

IP66

23W to 185W







Explosion Proof Linear LED Luminaire
Pacuiba Line · CLB-EX2(H)

Zone 2 or 21 and 22

IP66

35W and 65W







Linear LED Luminaire Explosion Proof with Emergency Module
Pacuiba Line · CLB-EX2(E)

Zone 2 or 21 and 22

IP66

35W and 65W





Explosion Proof Autonomous LED Beacon Luminaire
Pacuiba Line · CLB-EX2(B)

Zone 2

IP66

10W





Street Lighting



NEW!



LED Street Light
Iporanga Line · CLP-A(G)

IP66

30W to 200W

Ornamental / Urban Lighting



LED Street Light-Urban
Juquehy Line · CLP-U

IP66

24W to 240W



Solar LED Street Light
Sahy Line
CLS-UF(F) · CLS-HUF(F)

IP66

30W to 80W

NEW!



LED Decorative Ornamental Luminaire with Glass
Prumirim Line · CLD-L(G)

IP66

60W to 100W



LED Street Light-Urban
Pequeã Line · CLP-LC(F)

IP66

50W to 200W



Commercial Lighting



LED Light for Gas Station
Camburi Line · CLC-(F)

IP66

100W and 150W



LED Square Panel Downlight
Guaratuba Line · CLE

IP20

30W to 85W



LED Round Panel Downlight
Embaré Line · CLE

IP20

10W and 20W



Scan here to view the full technical specifications of all products

Download IES files, Revit blocks, technical datasheets, and much more.

We are Light, Energy in Motion

A reference in both the national and international markets, and part of a Group with over three decades of experience, Conexled is a manufacturer of High-Performance LED Lighting that strives for innovation and excellence each year, providing economical, sustainable, and modern lighting solutions.

Certified with ISO 9001, CRCC Petrobras, and trusted by major industries, our brand delivers exceptional solutions for large scale public and private projects.

We proudly serve over 15000 demanding customers with products manufactured, tested, and inspected in our own highly developed laboratories, all carrying the Conexled quality seal.

Each process is carefully designed to ensure safe and high-quality products, representing the excellence of our brand.



www.conexled.com

Copyright © MARCH/ 2025 Conexled. All Rights Reserved

We reserve the right to change product specifications without notice. Please refer to the website for the most up-to-date information.

